

POLYTOUCH® Outdoor 32 Standard



Rev. 1.1: New drawing baseplate (01-26)

Pictures show sample configurations, real product may vary.



DISPLAY

Front	2.8 mm tempered front glass with brightness sensor
Surface	Anti-Glare
Surface hardness	7H
Display size	31.5"
Display type	Active matrix TFT LCD with LED backlighting
Aspect ratio	9:16 (Portrait mode)
Resolution	1920 x 1080 (Full HD)
Colors	16.7 million
Brightness	1000 cd/m ²
Contrast ratio	3000:1
Touch technology	Projected Capacitive Touch (PCT) (10 touches)
Cooling	Active

COMPUTER UNIT

Processor	12 th Gen. Intel® (Alder Lake) Core™ i5-1245UE
Graphics	Intel® Iris® Xe
Memory	1 x 8 GB DDR5
Drives	1 x 128 GB SSD
LAN	2 x 1GbE LAN
OS*	Windows® 11 IoT

POWER

Power input	100-240 V AC/DC active switching ² ; 24 V DC out
Power consumption	Max. 700 W

SYSTEM

Dimensions (WxDxH)	554 x 331 x 1835 mm/21.8 x 13.0 x 72.2 in
Material	Stainless steel; aluminum; glass
Weight	125 kg
Mounting	Floor bolting; Note: To ensure better ergonomics (ADA compliant (acc. to EN 301 549 V3.1.1:2019-11; US:2010 ADA Standards for accessible design)), we recommend installing an additional base/foundation ⁴ . Recommended height 120 to 230 mm.
Coating/Color	Class C4 (acc. to corrosion protection classes DIN EN ISO 12944) RAL 7016/RAL 9006; others on request (MOQ)

*optional

¹non-condensing

³pending

²depending on configuration ⁴additional items not included

U unattended | A attended | TA Tailwind adapter | KE constructive solution

1/1 Pyramid Computer GmbH | Bötzingen Straße 60 | D-79111 Freiburg
www.pyramid-computer.com ☎ +49 761 4514 0 ✉ sales@pyramid.de
190126 | Datasheet_4010076642_POLYTOUCH_WS_Outdoor_32_Standard_EN | subject to change

CONFIGURATION

Scanner/Imager	1 x Zebra MS4717
Thermal printer	1 x Custom VKP 80 III
Payment ready	Ingenico iUP250LE + iUR250 + iUC150B; Self/2000/4000/5000 (U/KE) OR Verifone UX Series (U/KE) OR CCV OPP-C60c + SCR-C + COR-A10 (Compact) (U/KE) OR Worldline Valina (U/KE) OR Feig cVend Pin + SHCR combined with ADA compliant keypad (KE) OR w/o payment module
Accessibility*	ADA compliant keypad with headphone interface (acc. to EN 301 549 V3.1.1:2019-11; US:2010 ADA Standards for accessible design) combined with Feig payment module ²
Other	Cabinet heating; RCD circuit breaker; alarm system siren with keyswitch; WiFi antenna & router Teltonika RUT241; UPS*; RFID reader* base/foundation*

ENVIRONMENTAL CONDITIONS

	Storage	Operating
Temperature	-20°C to +60°C	-15°C to 40°C
Humidity ¹ (rel.)	5% to 95%	10% to 90%
Ingress protection	TBD (under review)	
Operational requirements	Direct sunlight causes strong reflections and thus impairs the usability of the touch display. Therefore, the system should ideally be installed with the display facing north.	
Sun exposure	Max. 1090 W/m ² @ 40°C ambient temp. (acc. EN 60068-2-5)	

CERTIFICATIONS

CE³; FCC²; UL^{2,3}

PACKAGING & INDIVIDUAL WEIGHTS

	Weight net/gros	Dimensions (WxDxH)
System incl. packaging and pallet	145 kg	578 x 335 x 1847 mm

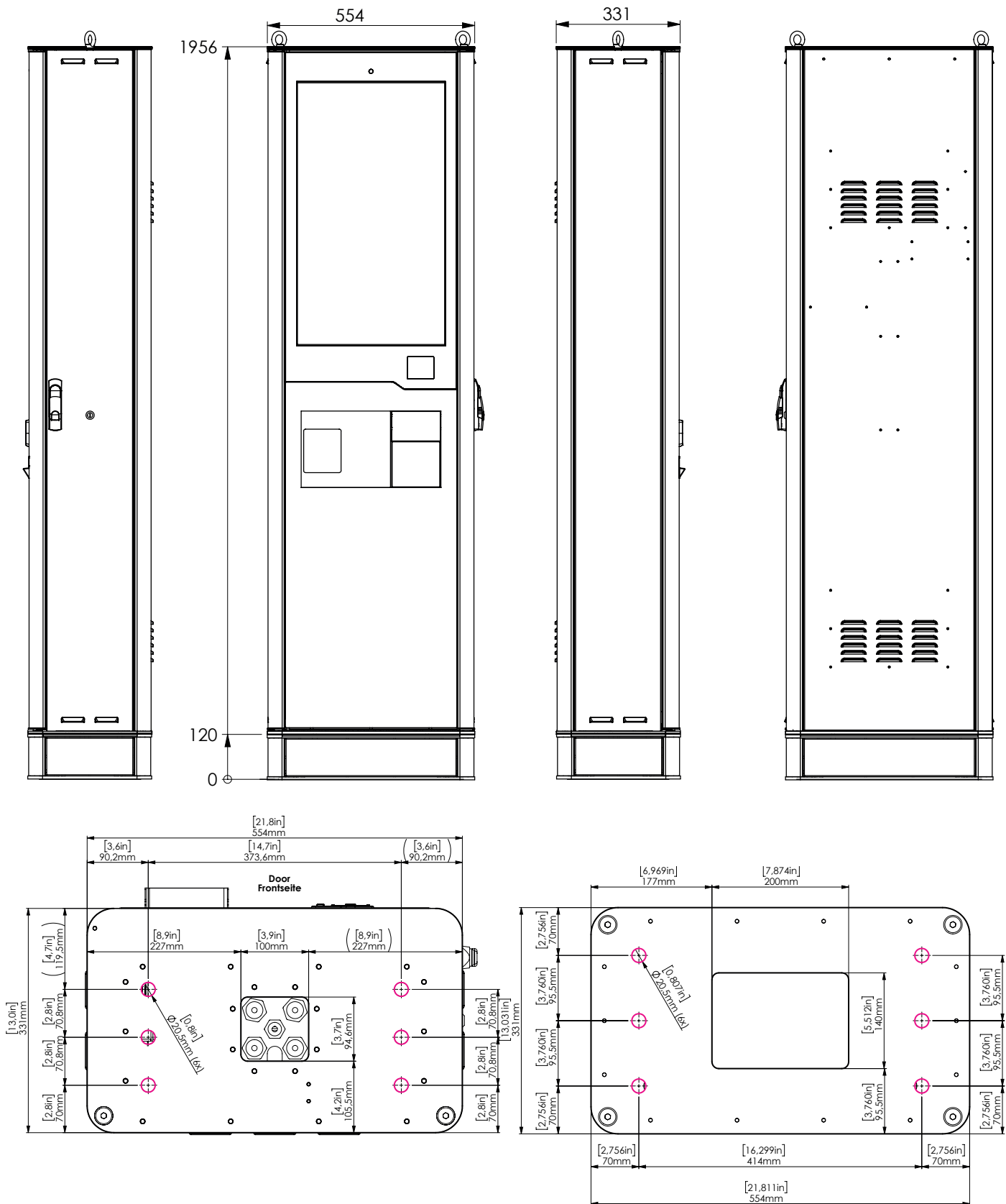
INTENDED USE

The device intended for interaction with the customer is a kiosk system for outdoor use, consisting of a touch panel with an integrated PC and peripheral components such as a printer, scanner and payment module. Additional built-in components monitor and regulate the environmental and operating conditions of the system. The system is used in ticketing and digital signage. The touchscreen uses Projective Capacitive Technology (PCT) to recognize touch. The standard-relevant purpose of the device is the input of information via the touchscreen or scanner and, after appropriate processing in the PC, the display of ticket data on the touchscreen and in particular the issue of the ticket by the ticket printer. With this system, specific properties and functions of IT equipment are used and determine the conformity assessment according to EN 62368-1:2014.

PYRAMID
COMPUTER GmbH

DIMENSIONS

Pictures show sample configurations, real product may vary.



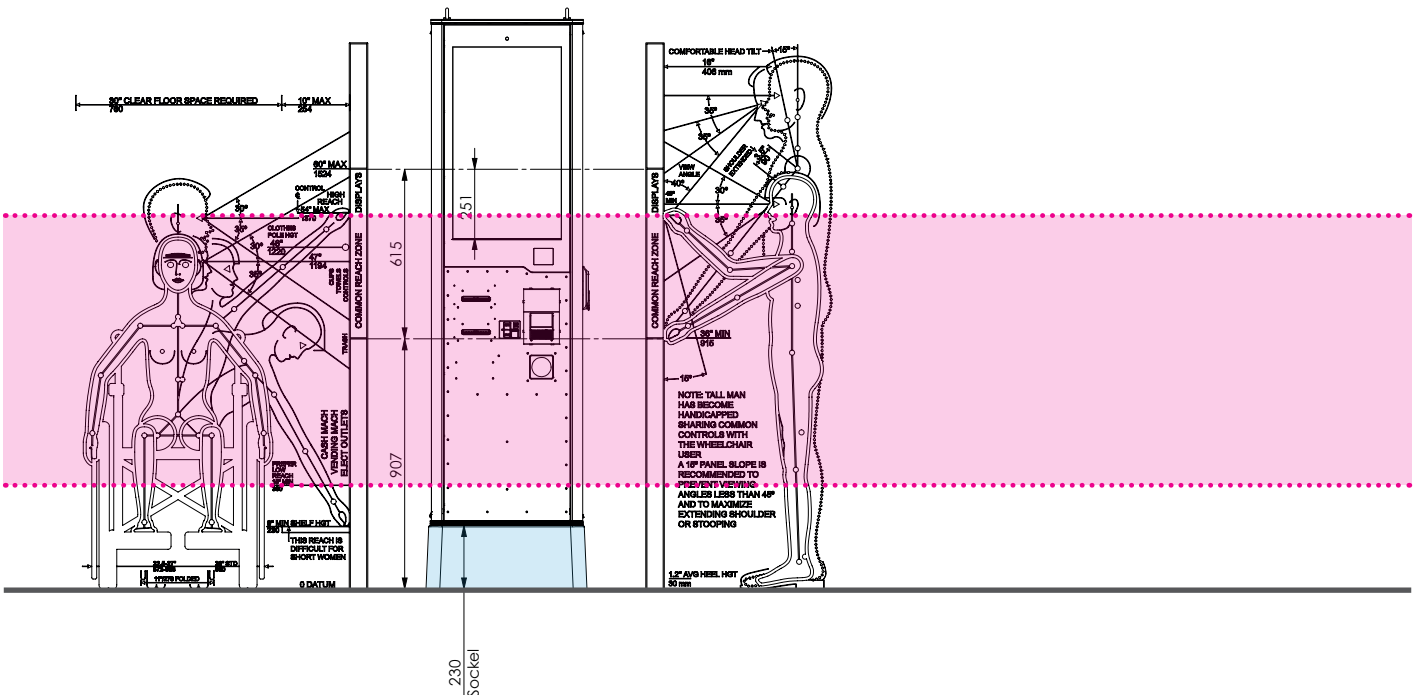
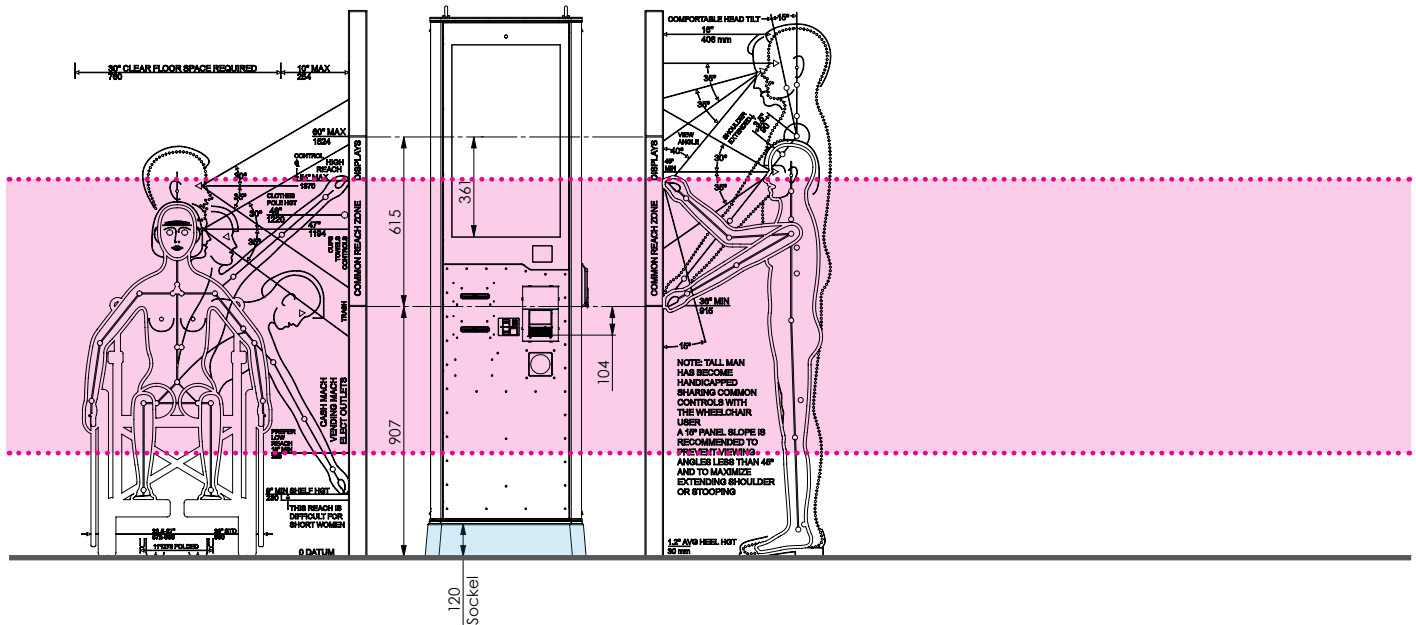
Without base:
Screwing the base plate of the kiosk to the foundation/floor

With base:
Screwing the base plate of the base to the foundation/floor

DIMENSIONS

Pictures show sample configurations, real product may vary.

Assembly recommendation



ENVIRONMENTAL CONDITIONS CRITERION FOR EUROPE

Environmental Conditions	
Temperature Range	Outdoor: -15°C to +40°C
Humidity	10% to 90% RH
Air Pressure	> 800 hPa (< 2000m altitude)
Maximum Solar Exposure	1090 W/m² at 40°C according to EN60068-2-5 (Temperature and Solar Radiation Test)
Noise Level	The kiosk should be placed in such a way that the noise level does not disturb the surroundings.
Air Quality	The installation site should provide a clean, well-ventilated environment to minimise dust and dirt accumulation. High humidity or heavy air pollution should be avoided. PM10 < 50 µg/m³ (annual average) PM2.5 < 25 µg/m³ (annual average)
Corrosivity Class	The corrosivity class describes the resistance of the coating. The installation site should be selected according to Corrosivity Class C4 as per DIN EN ISO 12944 to ensure protection against moderate corrosion. In coastal areas, this class is sufficient provided the salt content in the air is below 0,3 mg/m³.
Protection Class (IP Rating)	The location should be chosen to avoid direct water jets or dusty environments to not exceed the IP protection rating (see data sheet).
Room Conditions	
Ventilation/Cooling	Good air circulation required, passive cooling through openings
Space Requirements	It is necessary to provide an area of operation for customers and service personnel. The following distances must always be maintained from the kiosk terminal, among other things to allow the system door to be opened without obstruction: Front > 62 cm Rear > 20 cm Right > 40 cm Left > 55 cm
Door Opening Angle	Door opening restriction via gas spring at 148°
Access	Easy access for maintenance
Power Supply	
Availability of Power Source	230 V AC power source / 16 A
Safety Precautions	The installation of a residual current device (RCD) and circuit breaker (LS) must be carried out in accordance with DIN VDE 0100-410.
Cable Installation	Use of weatherproof cables (e.g., H07RN-F, 3 x AWG 14) for outdoor use. Nominal conductor cross section is AWG 14 (2.5 mm²). If circumstances do not permit a conductor cross-section of AWG 14, AWG 12 (4 mm²) or AWG 10 (6 mm²) can be used as an alternative. The diameter range of the cable remains the same. The diameter of the cable must be between 13,3 and 19,3 mm.
Plug/Socket	Use CEE-connector 30A 2P3W 4h IP44 UL, PCE Art.Nr. 2239-4 for a secure connection and disconnection in outdoor environments. Please observe the specific connection conditions in the data sheet for the CEE connector.
Cable Protection	Cables should be protected from mechanical damage, moisture, and extreme temperatures. All pre-installed plugs should be fully water- and dust-proof until the kiosk is installed.
Earthing / PE	The grounding of the kiosk must be ensured in accordance with applicable regulations. It is necessary to connect the kiosk's grounding to the protective earth (PE) to ensure electrical safety.
Foundation Ground Earth	The PEN conductor coming from the power transformation station has to split up into the live conductor, ground and protective earth conductor prior to house installation. If that is not possible then a foundation ground earth must be set up nearby the Kiosk. The protective earthe conductor of the Kiosk has to be connected to the grounding of the Foundation Ground Earth.
Surge voltage arrester.	A surge voltage arrester has to be provided by the house installation of the building supplying the Kiosk, according to DIN VDE 0100-443.

ENVIRONMENTAL CONDITIONS CRITERION FOR EUROPE

Network Connection	
Ethernet Cable Installation	Use of weatherproof cables (e.g., Dätwyler CU 7002 4P PUR) for outdoor use when the Ethernet connection is made via LAN cable.
Connector Recommendation	Pre-assembled RJ45 connectors suitable for outdoor use
Cable Protection	Cables should be protected from mechanical damage, moisture, and extreme temperatures.
Availability of Router/Switch	If a wired connection is required, a router/switch must be within reach of the kiosk or a Wi-Fi connection must be available.
Mobile Connection (3G/4G/5G)	The installation site should ensure good mobile network coverage for the use of a 3G/4G/5G router. Minimisation of interference and maximum signal strength are required.
Cable Protection (Repeated)	Cables should be protected from mechanical damage, moisture, and extreme temperatures. All pre-installed plugs should be fully water- and dust-proof until the kiosk is installed.
Vibration and Mechanical Load	
Mechanische Belastung	The installation site must be stable and low in vibration. The foundation base and fastening must comply with the technical requirements specified in the installation and safety manual and the foundation plan contained therein. In addition, care must be taken to ensure that the foundation is frost-free on load-bearing subsoil, depending on the installation region and local regulations.
Accessibility and Safety	
Access Control	Ensure that only authorized and trained personnel have access to the device's key.
Zone Requirements	
Distance to Combustible Materials	Minimum distance of 50 cm from combustible materials.
Explosion Protection (ATEX)	Not suitable for Zone 2 or higher hazardous areas (e.g., near gas cylinders).
Standards and Regulations	
Compliance with Regulations	Compliance with national standards for electrical installations, IEC and local building regulations is required.
Installation	
Installation	Only trained personnel are allowed to perform the installation to avoid errors and ensure safety. The guidelines in the installation and safety manual by Pyramid must be followed.
Electrical Installation via CEE Connector (Standard)	When using CEE connectors, no electrical installation by an electrician is required. If the revision status of the kiosk system does not allow connection via a CEE plug or if this is not desired, the electrical connection is made via direct cabling. Direct cabling is carried out on the lower connection area of the load break switch. The installation must be carried out by an authorised electrician. An inspection by qualified personnel is required to ensure compliance with safety measures, relevant regulations and functional requirements.
Approval According to Local Regulations	Approval must be carried out according to the applicable local regulations to meet legal requirements and safety standards.