POLYTOUCH® Logistic Terminal Printer Outdoor V2.0

4010094529

Pictures show sample configurations, real product may vary.

SCAN ME

DISPLAY

Front	2.8 mm tempered front glass with brightness sensor
Surface	Anti-Glare
Surface hardness	7H
Display size	19"
Display type	Active matrix TFT LCD with LED backlighting
Aspect ratio	5:4 (Landscape mode)
Resolution	1920 × 1080 (Full HD)
Colors	16.7 million
Brightness	2500 cd/m²
Contrast ratio	3000:1
Touch technology	Projected Capacitive Touch (PCT) (10 touches)
Display cooling	Active

COMPUTER UNIT

Processor	Intel® N150 (Twinlake) Quad-Core 2.9 GHz
Graphics	Intel® UHD Gen12
Memory	1 × 16 GB DDR5
Drives	1 x SSD M.2 512 GB
LAN	1 × 1GbE LAN

POWER

Power input	220-240 V AC; 50-60 Hz
Power consumption	Standby 180 W; load 1700 W

SYSTEM UNIT

Dimensions (WxDxH)	629 × 1034 × 1891 mm/24.76 × 40.70 × 74.44 in
Material	Stainless steel; aluminum; glass
Weight	285 kg
Mounting	Floor **OR** wall screwing
Coating/Color	Bi-Color RAL 7016/RAL 9006

CONFIGURATION

Scanner/Imager	1 x Zebra MS4717
Laser printer	1 x Lexmark MS823dn b/w duplex laser printer with media output expansion, media tray 550 sheets
Other	Cooling device Rittal SK 3185.330 | BLUE E+ 1,5 KW heating ELMEKO 350 W, ELMEKO SL 650 W thermostat Rittal SK 3110.000 5 °C...60 °C SIP intercom Behnke 20-0016-BS with speaker microphone and help button LED controller via SEDU Box Power Distribution Unit GUDE 8041-2: 12x IEC C13 Lock

ENVIRONMENTAL CONDITIONS

	Storage	Operating
Temperature	-20°C to +60°C	-15°C to +40°C
Humidity[1] (rel.)	5% to 95%	10% to 90%
Ingress protection		IP54
Operational requirements	Operation of this device or equipment may cause radio interference in a residential area (Class B).	

CERTIFICATIONS

CE[3]

PACKAGING & INDIVIDUAL WEIGHTS

	Weight	Dimensions (WxDxH)
System incl. packaging and pallet	310 kg	120 × 80 × 205 cm

INTENDED USE

The device intended for customer interaction is an outdoor kiosk system consisting of a touch panel with an integrated PC and peripheral components. Additional components monitor and regulate the system's environmental and operating conditions. The system is used in logistics and digital document capture. The touchscreen uses projective capacitive technology (PCT) to detect touches.

*optional
[1]non-condensing
[2]depending on configuration
[3]pending
[4]additional items not included
U unattended | A attended | TA Tailwind adapter | KE constructive solution

Pyramid Computer GmbH | Bötzinger Straße 60 | D-79111 Freiburg
www. pyramid-computer.com +49 761 4514 0 sales@pyramid.de
221026 | 4010094529_Datasheet_PT_Logistic_Terminal_Printer_Outdoor_V2-0_EN | subject to change

PYRAMID

DIMENSIONS

Pictures show sample configurations, real product may vary.

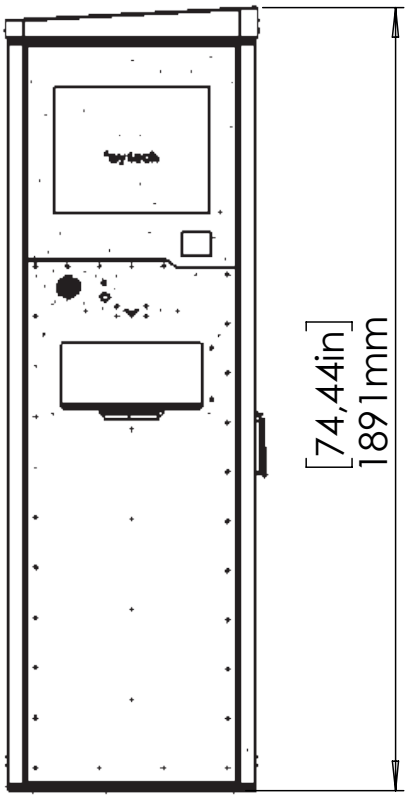

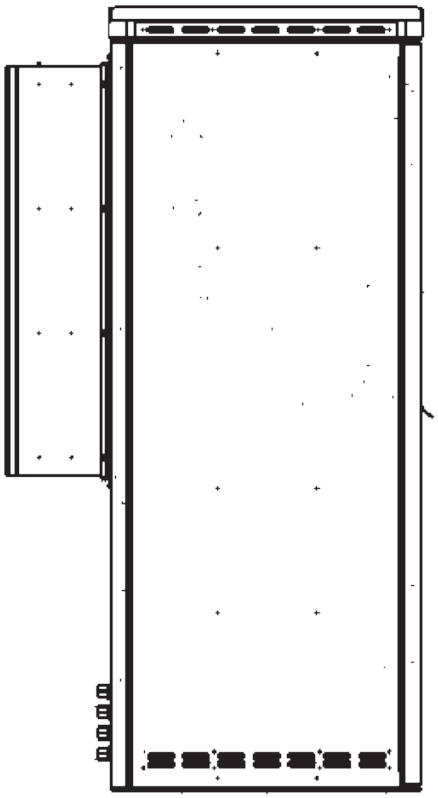

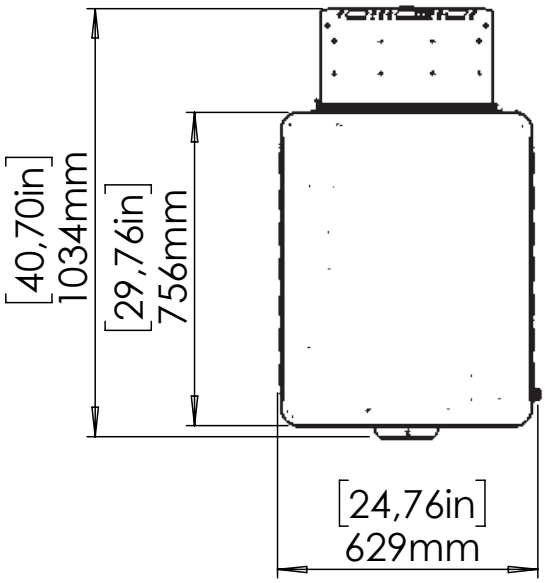

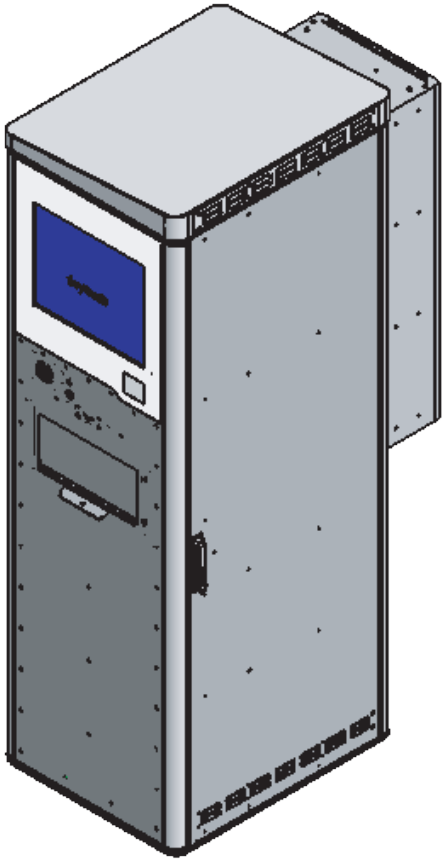

Pyramid Computer GmbH | Bötzinger Straße 60 | D-79111 Freiburg
www. pyramid-computer.com +49 761 4514 0 sales@pyramid.de
221026 | 4010094529_Datasheet_PT_Logistic_Terminal_Printer_Outdoor_V2-0_EN | subject to change

ENVIRONMENTAL CONDITIONS CRITERION FOR EUROPE

Environmental conditions	
Temperature range	Outdoor: -15°C to +40°C
Humidity	10% to 90% RH
Air pressure	> 800 hPa (< 2000m altitude)
Maximum solar exposure	1090 W/m² at 40°C according to EN60068-2-5 (Temperature and Solar Radiation Test)
Noise level	The kiosk should be placed in such a way that the noise level does not disturb the surroundings.
Air quality	The installation site should provide a clean, well-ventilated environment to minimise dust and dirt accumulation. High humidity or heavy air pollution should be avoided. PM10 < 50 µg/m³ (annual average) PM2.5 < 25 µg/m³ (annual average)
Corrosivity class	The corrosivity class describes the resistance of the coating. The installation site should be selected according to Corrosivity Class C4 as per DIN EN ISO 12944 to ensure protection against moderate corrosion. In coastal areas, this class is sufficient provided the salt content in the air is below 0,3 mg/m³.
Protection class (IP rating)	The location should be chosen to avoid direct water jets or dusty environments to not exceed the IP protection rating (see data sheet).
Room conditions	
Ventilation/Cooling	Good air circulation required, passive cooling through openings.
Space requirements	It is necessary to provide an operational area for customers and service personnel. The following distances must generally be maintained from the kiosk terminal, among other things, to ensure the system door can be opened without obstruction: front > 62 cm back > 20 cm (30 cm for systems with air conditioning) right > 40 cm left > 55 cm
Door opening angle	Door opening restriction via gas spring at 148°
Access	Easy access for maintenance
Power supply	
Availability of power source	220-240 V AC; 50-60 Hz; 16 A
Safety precautions	The installation of a residual current device (RCD) and circuit breaker (LS) must be carried out in accordance with DIN VDE 0100-410.
Cable installation	Use of weatherproof cables (e.g., H07RN-F, 3 x AWG 14) for outdoor use. Nominal conductor cross section is AWG 14 (2.5 mm²). If circumstances do not permit a conductor cross-section of AWG 14, AWG 12 (4 mm²) or AWG 10 (6 mm²) can be used as an alternative. The diameter range of the cable remains the same. The diameter of the cable must be between 9 and 15 mm.
Plug/Socket	Use pre-installed CEE plug 230 V 16 A 2P3W 6h IP44 and provided CEE coupler 230 V 16 A 2P3W 6h IP44 for a secure connection and disconnection in outdoor environments. Please observe the specific connection conditions in the data sheet for the CEE connector.
Cable protection	Cables should be protected from mechanical damage, moisture, and extreme temperatures. All pre-installed plugs should be fully water- and dust-proof until the kiosk is installed.
Earthing/PE	The grounding of the kiosk must be ensured in accordance with applicable regulations. It is necessary to connect the kiosk's grounding to the protective earth (PE) to ensure electrical safety.
Foundation ground earth	The PEN conductor coming from the power transformation station has to split up into the live conductor, ground and protective earth conductor prior to house installation. If that is not possible then a foundation ground earth must be set up nearby the kiosk. The protective earthe conductor of the kiosk has to be connected to the grounding of the foundation ground earth.
Surge voltage arrester	A surve voltage arrester has to be provided by the house installation of the building supplying the kiosk, according to DIN VDE 0100-443.

Pyramid Computer GmbH | Bötzinger Straße 60 | D-79111 Freiburg
www.pyramid-computer.com ✆ +49 761 4514 0 ✉ sales@pyramid.de
221026 | Datasheet_Aufstellbedingungen_PT_Outdoor_DE-EN_US | subject to change
Pyramid Computer GmbH | Bötzinger Straße 60 | D-79111 Freiburg
www.pyramid-computer.com ✆ +49 761 4514 0 ✉ sales@pyramid.de
221026 | 4010094529_Datasheet_PT_Logistic_Terminal_Printer_Outdoor_V2_0_EN | subject to change

ENVIRONMENTAL CONDITIONS CRITERION FOR EUROPE

Network Connection	
Ethernet Cable Installation	Use at least one, optionally up to three, weatherproof Cat6a or higher-grade cables (e.g., Dätwyler CU 7002 4P PUR) for outdoor use if the Ethernet connection is via LAN cable. For PoE power supply, the customer must provide a PoE+ compatible network connection according to IEEE 802.3at.
Connector Recommendation	Pre-assembled RJ45 connectors suitable for outdoor use.
Availability of Router/Switch	If a wired connection is required, a router/switch must be within reach of the kiosk or a Wi-Fi connection must be available.
Mobile Connection (3G/4G/5G)	The installation site should ensure good mobile network coverage for the use of a 3G/4G/5G router. Minimisation of interference and maximum signal strength are required.
Cable Protection	Cables should be protected from mechanical damage, moisture, and extreme temperatures. All pre-installed plugs should be fully water- and dust-proof until the kiosk is installed.
Vibration and Mechanical Load	
Mechanische Belastung	The installation site must be stable and low in vibration. The foundation base and fastening must comply with the technical requirements specified in the installation and safety manual and the foundation plan contained therein. In addition, care must be taken to ensure that the foundation is frost-free on load-bearing subsoil, depending on the installation region and local regulations.
Accessibility and Safety	
Access Control	Ensure that only authorized and trained personnel have access to the device's key.
Zone Requirements	
Distance to Combustible Materials	Minimum distance of 50 cm from combustible materials.
Explosion Protection (ATEX)	Not suitable for zone 2 or higher hazardous areas (e.g., near gas cylinders).
Standards and Regulations	
Compliance with Regulations	Compliance with national standards for electrical installations, IEC and local building regulations is required.
Installation	
Installation	Only trained personnel are allowed to perform the installation to avoid errors and ensure safety. The guidelines in the installation and safety manual by Pyramid must be followed.
Approval According to Local Regulations	Approval must be carried out according to the applicable local regulations to meet legal requirements and safety standards.

Pyramid Computer GmbH | Bötzinger Straße 60 | D-79111 Freiburg
www.pyramid-computer.com | +49 761 4514 0 | sales@pyramid.de
221026 | Datasheet_Aufstellbedingungen_PT_Outdoor_DE-EN_US | subject to change
Pyramid Computer GmbH | Bötzinger Straße 60 | D-79111 Freiburg
www.pyramid-computer.com | +49 761 4514 0 | sales@pyramid.de
221026 | Datasheet_Aufstellbedingungen_PT_Outdoor_DE-EN_US | subject to change