

POLYTOUCH® INDOOR LOGISTIC TERMINAL OUTBOUND



Pictures show sample configurations, real product may vary.

DISPLAY

Front	2.8 mm tempered front glass with brightness sensor
Screen diagonal	19"
Aspect ratio	5:4
Surface hardness	7H
Surface	Anti-Glare
Resolution	1920 x 1080 (Full HD)
Colours	16,7 million
Brightness	1000 cd/m²
Contrast	3000:1
Viewing angle	178°/178° (horizontal/vertical)
Cooling	active

COMPUTER UNIT

Processor	Intel® Celeron™ G5900TE Comet Lake 2C/2T 3.0 GHz
Graphics	Intel® HD graphics 620
Memory	1 x 4 GB DDR4 2666 MHz
Boot drive	1 x SSD M.2 128 GB
LAN	2 x Gigabit Ethernet
Interfaces	2 x USB 2.0 4 x USB 3.0 2 x LAN 2 x COM 1 x DisplayPort 1 x HDMI 1 x ATX button 1 x DC-in Audio

POWER

Power supply	100-240 V AC/DC active switching; 24 V DC output
Working power	24 V
Power consumption	90 W (Standby), 1250 W (load)

SYSTEM

Material	Steel, powder-coated RAL 7016; Aluminum, powder-coated RAL 9006; glass
Dimensions (WxDxH)	600 x 791 x 1811 mm
Weight	Approx. 235 kg
Mounting	Floor or wall screwing

CONFIGURATION

Scanner	Zebra MS4717
Printer	Lexmark MS823dn b/w duplex laser printer with media output expansion, media tray 550 sheets
Thermostat	Rittal SK 3110.000 5 °C...60 °C
Air cooling systems	4 x Rittal TopTherm Filter fan 20m³/h
Intercom with loudspeaker, microphone and help button	
LED Controller via SEDU Box	

ENVIRONMENTAL CONDITIONS

	Storage	Operating
Temperature	-20°C to +60°C	10°C to +30°C
Rel. humidity	5% to 95% ¹	10% to 90% ¹
Ingress protection	IP44	

¹ non-condensing

PACKAGING & INDIVIDUAL WEIGHTS

	Weight	Dimensions (WxDxH)
System incl. pallet + cardboard box	245 kg	
Cardboard box	30 kg	120 x 80 x 205 cm

INTENDED USE

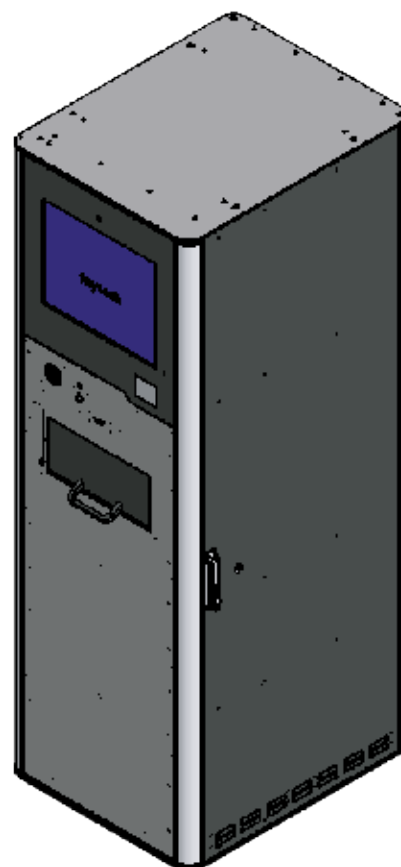
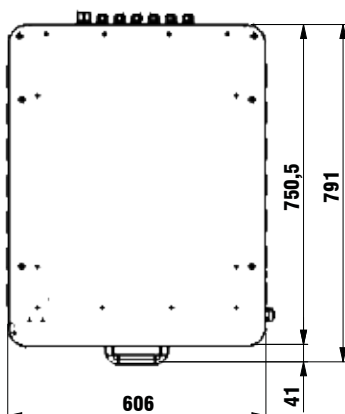
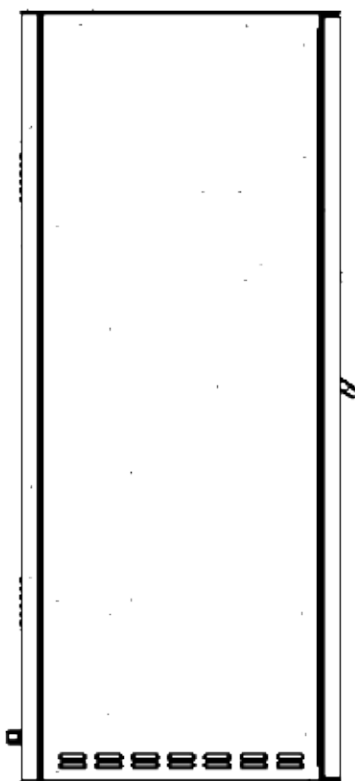
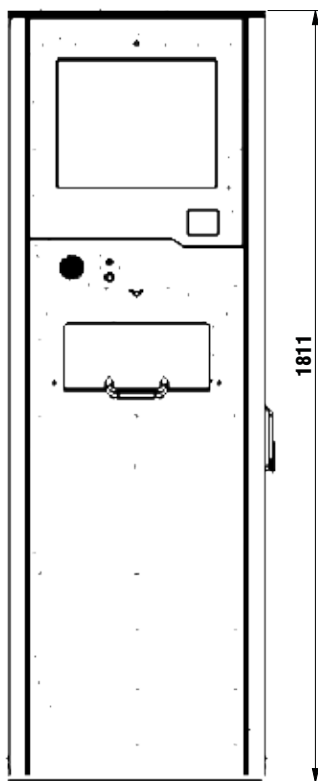
The device intended for customer interaction is an outdoor kiosk system consisting of a touch panel with an integrated PC and peripheral components. The system is used in logistics and digital document capture. The touchscreen uses projective capacitive technology (PCT) to detect touches.

SAFETY NOTES

- Operation of this device or equipment may cause radio interference in a residential area (Class B).

DIMENSIONS

Pictures show sample configurations, real product may vary.



ENVIRONMENTAL CONDITIONS CRITERION FOR EUROPE

ENVIRONMENTAL CONDITIONS

Temperature range	Indoor: 10 to +30°C Outdoor: -15°C to +40°C
Humidity	10% to 90% RH
Air pressure	> 800 hPa (< 2000 m altitude)
Maximum exposure to sunlight	1090 W/m² at 40°C according to EN60068-2-5 (test for temperature and solar radiation influences)
Air quality	The installation location should provide a clean and well-ventilated environment to minimize the accumulation of dirt and dust. High humidity or severe air pollution should be avoided. PM10 < 50 µg/m³ (annual average) PM2.5 < 25 µg/m³ (annual average)
Corrosion class	The corrosivity class describes the resistance of the coating. The installation location should be chosen so that the corrosivity class C4 according to DIN EN ISO 12944 is taken into account in order to ensure sufficient protection against moderate corrosion. In coastal regions, this class is sufficient as long as the salt content in the air is below 0.3 mg/m³.
Protection type (IP protection class)	In order not to exceed the IP54 protection, the location should be chosen so that strong jets of water or dusty environments are avoided.

ROOM CONDITIONS

Ventilation/Cooling	Good air circulation required, passive cooling through openings.
Space requirements	At least 1m² for the kiosk and additional space for maintenance. front > 60 cm back > 20 cm right > 20 cm left > 20 cm
Access	Easy access for maintenance.

POWER SUPPLY

Availability of the power source	230 V AC power source; 16 A
Safety precautions	It is necessary to install a residual current device (RCD) with 30 mA in accordance with DIN VDE 0100-410 and a circuit breaker (LS) in accordance with DIN VDE 0100-430. In addition, a surge protection device (SPD) in accordance with DIN VDE 0100-443 must be installed and the earthing and potential equalization must be carried out in accordance with DIN VDE 0100-540. The insulation requirements must be met in accordance with DIN EN 60664-1 (VDE 0110-1).
Cable routing	Use of weatherproof cables (e.g. H07RN-F, 3 x 1.5 mm) for outdoor use.
Plug/coupling	Use of CEE couplings (e.g. CEE 16A IP44) for safe connection and disconnection outdoors.
Cable protection	Cables should be protected from mechanical damage, moisture and extreme temperatures. All pre-installed plugs must be packed completely water and dust-tight until the kiosk is installed.
Grounding / PE	It is necessary to connect the kiosk's earthing to the protective earth (PE) to ensure electrical safety. The earthing of the kiosk must be ensured in accordance with the applicable regulations.

NETWORK CONNECTION

Ethernet cable laying	Use of weatherproof cables (e.g. Dätwyler CU 7002 4P PUR) for outdoor use.
Plug recommendation	Pre-assembled RJ45 connectors suitable for outdoor use.
Cable protection	Cables should be protected from mechanical damage, moisture and extreme temperatures.
Availability of a router/switch	If a wired connection is required, a router/switch must be within range of the kiosk or a WiFi connection must be available.
Mobile connection (3G/5G)	The installation location should ensure good mobile phone coverage for the use of a 3G/5G router. Minimization of interference and maximum signal strength required.
Cable protection	Cables should be protected from mechanical damage, moisture and extreme temperatures. All pre-installed connectors must be packed completely water and dust-tight until the kiosk is installed.

VIBRATIONS AND MECHANICAL STRESS

Mechanical stress	The location must be stable and subject to low vibration. The base must meet the technical requirements according to the installation and safety manual.
-------------------	---

ENVIRONMENTAL CONDITIONS CRITERION FOR EUROPE

ACCESSIBILITY AND SAFETY

Access control	Ensuring that only authorized and trained personnel have access to the device key.
----------------	--

ZONE REQUIREMENTS

Distance from flammable materials	Minimum distance of 50 cm from flammable materials.
Explosion protection (ATEX)	Not suitable for Zone 2 or higher risk areas (e.g. near gas cylinders).

STANDARDS AND REGULATIONS

Compliance with regulations	Compliance with national electrical installation standards, IEC, EN60068-2-xx and local building and environmental regulations is required.
-----------------------------	---

MOUNTING

Installation	Only trained personnel may carry out the installation to avoid errors and ensure safety. The specifications of the Pyramid installation and safety manual must be followed.
Electrical installation using CEE coupling (standard)	When using CEE couplings, no electrical installation by an electrician is required.
Electrical installation using direct wiring (alternative connection option)	When wiring directly to active or passive components, the installation must be carried out by an authorized electrician. Acceptance by qualified specialists is required to ensure compliance with safety precautions, relevant regulations and functional requirements.
Acceptance according to local regulations	Acceptance must be carried out in accordance with applicable local regulations in order to meet legal requirements and safety standards.